

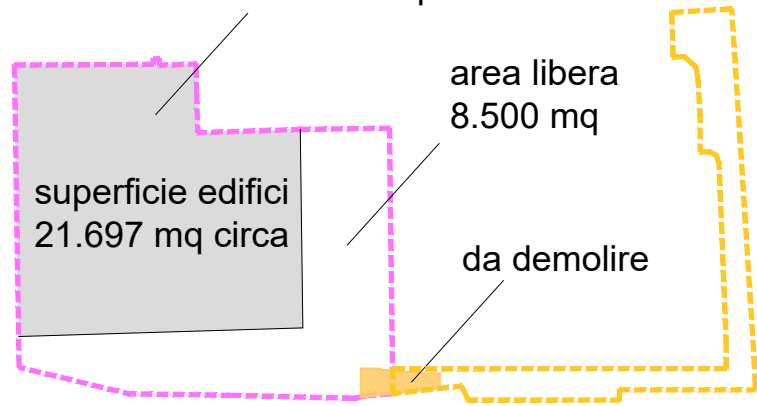
area lilla mq 23.500 circa

sup. coperta
15.000 mq circa

area libera
8.500 mq

superficie edifici
21.697 mq circa

da demolire

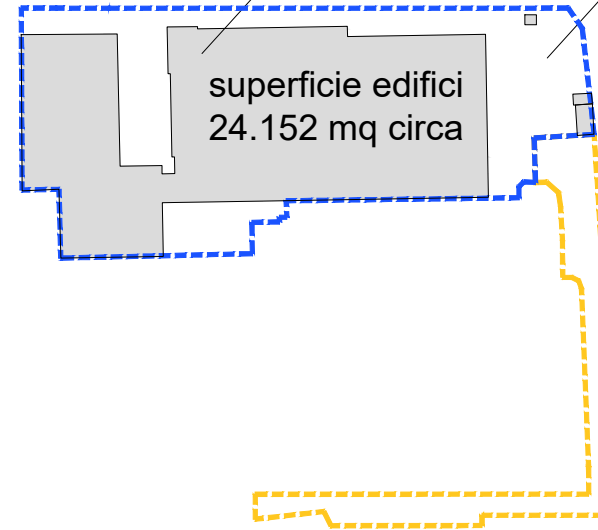


area blu mq 25.300 circa

sup. coperta
16.900 mq circa

area libera
8.400 mq

superficie edifici
24.152 mq circa

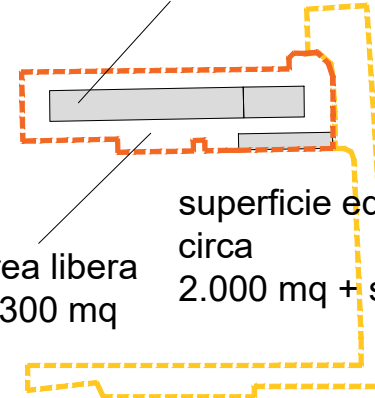


area arancio mq 5.300 circa

sup. coperta
2.000 mq circa

area libera
3.300 mq

superficie edifici
circa
2.000 mq + soppalco

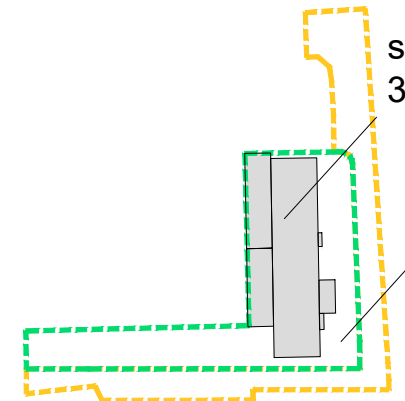


area verde mq 7.100 circa

sup. coperta
3.100 mq circa

area libera
4.000 mq

superficie edifici
circa 3.960 mq



superficie
4.600 mq

